

These OKI® Digital Impact Printers Work Best for Our Customers

HOW OKI® IMPACT PRINTERS BEAT THE COMPETITION



**OKI®
ML420/421**

ML420 / 421 vs. Epson® FX-880+ / 1180+

- 60% Longer Reliability (20,000 hr. MTBF vs. 12,500 hr.)
- 1-Year Longer Standard Warranty (3 years vs. 2 years)
- 16% Faster in HSD
- 15% Faster in NLQ
- 27% Faster in Draft
- 33% More Memory (128 K vs. 96 K)

ML420 vs. Lexmark® 2480

- 60% Longer Reliability (20,000 hr. MTBF vs. 12,500hr.)
- 1-Year Longer Standard Warranty (3 years vs. 2 years)
- 12 % Faster in SSD
- 16% Faster in HSD
- 23% Faster in NLQ
- 23% Faster in Draft
- 33% More Memory (128 K vs. 96 K)



**OKI®
ML490/491**

ML490 vs. Epson LQ-570e

- 100% Longer Reliability (20,000 hr. MTBF vs. 10,000 hr.)
- 1-Year Longer Standard Warranty (3 years vs. 2 years)
- 6% Faster in Utility
- 5% Faster High Speed Draft
- 5% Faster Letter Quality
- 100% More Memory (128 K vs. 64 K)

ML490 vs. Lexmark 2490

- 60% Longer Reliability (20,000 hr. MTBF vs. 10,000 hr.)
- 1-Year Longer Standard Warranty (3 years vs. 2 years)
- 15% Faster in Letter Quality
- 15% Faster in Draft
- 61% More Memory (128 K vs. 79.5 K)



**OKI®
PACEMARK®
4410**

PACEMARK 4410 vs. Epson DFX-8500

- 50% Longer Reliability (15,000 hr. MTBF vs. 10,000 hr.)
- 1-Year Longer Standard Warranty (2-Year On-Site vs. 1-Year On-site)
- Virtually equivalent print speed (1,066 vs. 1,120 cps)
- OKISmart® Paper Handling (Auto-gap printhead adjustment)
- 43% Thicker Forms (10 parts vs. 7 parts)
- 300% More Memory (512 K vs. 128 K)

PACEMARK 4410 vs. Lexmark 4227+

- 50% Longer Reliability (15,000 hr. MTBF vs. 10,000 hr.)
- 1-Year Longer Standard Warranty (2-Year On-Site vs. 1-Year On-site)
- 48% Faster in High Speed Draft
- 33% Faster in Draft
- OKISmart Paper Handling (Auto-gap printhead adjustment)
- 43% Thicker Forms (10 parts vs. 7 parts)
- 300% More Memory (512 K vs. 128 K)

NOTE: SSD = Super Speed Draft, HSD = High Speed Draft, NLQ = Near Letter Quality, MTBF = Mean Time Before Failure, cps = characters per second, lpm = lines per minute



Wide-carriage ML421



Wide-carriage ML491



PACEMARK 4410 (shown with 3rd-party printer stand)



Specifications are subject to change without notice.

© 2003 Oki Data Americas, Inc. OKI, MICROLINE Reg. T.M., M.D., M.R., Oki Electric Industry Co., Ltd. PACEMARK Reg. T.M., 7/24 logo T.M., Oki Data Americas, Inc. Windows, Windows NT, MS-DOS Reg. T.M., Microsoft Corp. Epson Reg. T.M., Seiko Epson Corp. IBM, ProPrinter, Reg. T.M., International Business Machine Co. Unix Reg. T.M., SCO. Lexmark Reg. T.M., Lexmark International. USB-IF logo T.M., Universal Serial Bus Implementers Forum, Inc. Energy Star Reg. T.M., U.S. EPA.

OKI®

PROVEN.

3 Steps to Determine Which OKI® 9-Pin Impact Printer Works Best For Our Customers

When letter-quality output is not required...

STEP 1: WHAT ARE OUR CUSTOMERS' CORE NEEDS?

Reliability	High level of reliability	Paper Width	Paper width ranging from 4" to 16"
Print Quality	9-pin print quality	Operating Systems	Windows® XP, 2000, 98/95 and NT® 4.0, Linux, Unix®, MS-DOS®
Print Speed	Fast print speed – up to 570 cps	Connectivity	Standard bi-directional parallel and USB; optional RS-232C serial and internal print server
Warranty	3-Year standard warranty coverage	Size	Small footprint (WxDxH) – ML420 (narrow carriage): 15.7" x 13.6" x 6.0" ML421 (wide carriage): 21.7" x 13.6" x 6.0"
Emulations	Epson® FX, IBM® ProPrinter®, OKI® MICROLINE®	Ribbon Life	4-million character ribbon life
Number of Part Forms	Need to print up to 6-part forms		
Environment	Single user/very small workgroups		

STEP 2: WHAT ARE OUR CUSTOMERS' KEY APPLICATIONS?

Automotive	• Multi-part receipts, single-part reports, invoices, labels	Healthcare	• Insurance forms, patient records, lab results, receipts
Transportation	• Shipping labels, manifests, reports, shipping forms	Finance	• Finance agreements, reports
Retail / Rental	• Rental agreements, receipts, reports, invoices	Government	• Receipts, cardstock licenses, multi-part forms

STEP 3: WHICH OKI IMPACT PRINTER FITS BEST?



**OKI®
ML420/421**

Key Features	
Printhead	9-pin
Print Speed	Up to 570 cps
# Part Forms	Up to 6 parts
Memory	128 K
Reliability (MTBF)	20,000 Hours
Printhead Life	200 Million characters
Ribbon Life	4 Million characters
Standard Interfaces	Bi-directional parallel; USB
Optional Interfaces	RS-232C Serial; Internal 10/100 Base-T Ethernet print server; Coax
Standard Warranty	3-Year (Parts & Labor)



**OKI®
ML320T/321T**

Key Features	
Printhead	9-pin
Print Speed	Up to 435 cps
# Part Forms	Up to 6 parts
Memory	128 K
Reliability (MTBF)	10,000 Hours
Printhead Life	200 Million characters
Ribbon Life	3 Million characters
Standard Interfaces	Bi-directional parallel; USB
Optional Interfaces	RS-232C Serial; Internal 10/100 Base-T Ethernet print server
Standard Warranty	1-Year (Parts & Labor)

OTHER 9-PIN OKI IMPACT PRINTERS THAT APPLY:

- ML184T • ML520/ML521

OKI®

PROVEN.

3 Steps to Determine Which **24-Pin OKI®** Impact Printer **Works Best** For Our Customers

When letter-quality output is required...

STEP 1: WHAT ARE OUR CUSTOMERS' CORE NEEDS?

Reliability	High level of reliability	Paper Width	Paper width ranging from 4" to 16"
Print Quality	24-pin print quality	Operating Systems	Windows® XP, 2000, 98/95 and NT® 4.0, Linux, Unix®, MS-DOS®
Print Speed	Fast print speed – up to 475 cps	Connectivity	Standard bi-directional parallel and USB; optional RS-232C serial and internal print server
Warranty	3-Year standard warranty coverage	Size	Small footprint (WxDxH) – ML490 (narrow carriage): 15.7" x 13.6" x 6.0" ML491 (wide carriage): 21.7" x 13.6" x 6.0"
Emulations	Epson® LQ, IBM® ProPrinter®, IBM SGM, IBM XL24	Ribbon Life	4-million character ribbon life
Number of Part Forms Environment	Need to print up to 5-part forms Single user /very small workgroups		





STEP 2: WHAT ARE OUR CUSTOMERS' KEY APPLICATIONS?

Automotive	<ul style="list-style-type: none"> Multi-part receipts, single-part reports, invoices, labels 	Healthcare	<ul style="list-style-type: none"> Insurance forms, patient records, lab results, receipts
Transportation	<ul style="list-style-type: none"> Shipping labels, manifests, reports, shipping forms 	Finance	<ul style="list-style-type: none"> Finance agreements, reports
Retail / Rental	<ul style="list-style-type: none"> Rental agreements, receipts, reports, invoices 	Government	<ul style="list-style-type: none"> Receipts, cardstock licenses, multi-part forms



STEP 3: WHICH OKI IMPACT PRINTER FITS BEST?

		OKI® ML490/491
Key Features		
Printhead	24-pin	
Print Speed	Up to 475 cps	
# Part Forms	Up to 5 parts	
Memory	128 K	
Reliability (MTBF)	20,000 Hours	
Printhead Life	200 Million characters	
Ribbon Life	4 Million characters	
Standard Interfaces	Bi-directional parallel; USB	
Optional Interfaces	RS-232C Serial; Internal 10/100 Base-T Ethernet print server; Coax	
Standard Warranty	3-Year (Parts & Labor)	

		OKI® ML390T/391T
Key Features		
Printhead	24-pin	
Print Speed	Up to 390 cps	
# Part Forms	Up to 4 parts	
Memory	64 K	
Reliability (MTBF)	10,000 Hours	
Printhead Life	200 Million characters	
Ribbon Life	2 Million characters	
Standard Interfaces	Bi-directional parallel; USB	
Optional Interfaces	RS-232C Serial; Internal 10/100 Base-T Ethernet print server	
Standard Warranty	1-Year (Parts & Labor)	

OTHER 24-PIN OKI IMPACT PRINTERS THAT APPLY:

- ML395 • ML590/ML591



3 Steps to Determine Which **OKI** Forms Printer **Works Best** For Our Customers

When top print speed is most important...

STEP 1: WHAT ARE OUR CUSTOMERS' CORE NEEDS?

Reliability	High levels of reliability and durability	Paper Width	Paper width ranging from 4" to 16"
Print Quality	9-pin print quality	Operating Systems	Windows® XP, 2000, 98/95 and NT® 4.0, Linux, Unix®, MS-DOS®
Print Speed	Fast print speed – up to 1,066 cps	Connectivity	Standard bi-directional parallel and RS-232C serial; optional internal print server
Warranty	Up to 2-year standard on-site warranty coverage	Size	Powerful yet compact (WxDxH) – 29.5" x 14.9" x 14.1"
Emulations	Epson FX, IBM ProPrinter, OKI MICROLINE	Ribbon Life	15-million character ribbon life
Number of Part Forms Environment	Need to print up to 10-part forms High-speed forms printing in stand-alone or shared environment		





STEP 2: WHAT ARE OUR CUSTOMERS' KEY APPLICATIONS?

Automotive	<ul style="list-style-type: none"> High-volume single-part reports, multi-part forms 	Healthcare	<ul style="list-style-type: none"> Insurance forms, patient records, lab results, receipts
Transportation	<ul style="list-style-type: none"> Manifests, batch-run reports, thick multi-part shipping forms 	Finance	<ul style="list-style-type: none"> Batch-run reports (high volume)
Retail / Rental	<ul style="list-style-type: none"> Rental agreements, receipts, reports, invoices 	Government	<ul style="list-style-type: none"> Receipts, cardstock licenses, multi-part forms
Education	<ul style="list-style-type: none"> Report cards 		



STEP 3: WHICH OKI IMPACT PRINTER FITS BEST?

		OKI® PACEMARK® 4410
Key Features		
Printhead	2 x 9-pin "diamond" array	
Print Speed	Up to 1,066 cps / 300 lpm	
# Part Forms	Up to 10 parts	
Memory	512 K	
Reliability (MTBF)	15,000 Hours	
Printhead Life	400 Million characters	
Ribbon Life	15 Million characters	
Standard Interfaces	Bi-directional parallel; RS-232C Serial	
Optional Interfaces	Internal 10/100 Base-T print server	
Standard Warranty	2-Year On-site (Parts & Labor)	

		OKI® PACEMARK 3410
Key Features		
Printhead	9-pin (High-speed forms printing)	
Print Speed	Up to 550 cps	
# Part Forms	Up to 8 parts	
Memory	64 K	
Reliability (MTBF)	8,000 Hours	
Printhead Life	200 Million characters	
Ribbon Life	7.5 Million characters	
Standard Interfaces	Bi-directional parallel; USB; 19.2K	
Optional Interfaces	RS-232C Serial; Internal 10/100 Base-T print server	
Standard Warranty	1st 90 Days On-Site and 1-Year (Parts & Labor)	

